


Wide-angle Flat Spray Nozzles

YYP



[Features]

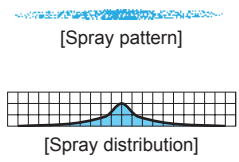
- Capable of generating wide-angle flat spray even at a low liquid pressure.
- YYP clogs the least compared with other flat spray nozzles, although the spray impact is less strong.
- Spray direction is 75° to the nozzle axis.

[Standard pressure]

0.15 MPa

[Applications]

- Cleaning: Conveyor belts, film, eliminator plates, plate glass, planks
 Foam breaking: Waste water treatment, papermaking
 Cooling: Conveyor belts, roofs, tanks
 Water screen: Fire protection, heat protection, deodorization
 Others: Applications which require wide angle flat spray at low pressures



Flat Spray

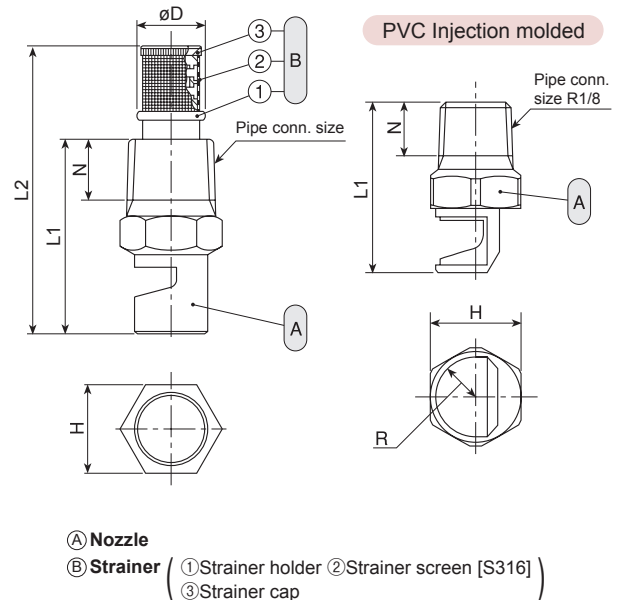
YYP series

YYP series	
Structure	<ul style="list-style-type: none"> • Made of metal or plastic, one-piece structure. • Small spray capacity models come with or without a strainer. (No strainers for YYP-PVC.)
Material	<ul style="list-style-type: none"> • S303 or B (brass) • Injection-molded PVC • Optional material: S316 or others

Series	Pipe conn. size ^{*1}	Dimensions (mm)						Mass (g) ^{*2}		
		L1	L2	H	øD	N	R	S303	B	PVC
YYP	R1/8 (03-13)	23	35.5	10	7.5	7	—	7.5	8	—
	R1/8 (16-60)	25	—	10	—	7	—	9.3	10	—
	R1/4	34	—	14	—	10.5	—	28	30	—
	R3/8	44	—	19	—	11	—	65	72	—
	R1/2	50	—	22	—	14	—	105	112	—
	R3/4 (620)	55	—	27	—	15	—	175	187	—
	R3/4 (1000)	65	—	36	—	15	—	345	370	—
YYP-PVC (Injection molded)	R1/8 (03-13)	21.5	—	12	—	7	4.5	—	—	1.8
	R1/8 (16-30)	22.5	—	12	—	7	5.25	—	—	1.8

*1) Figures in () after the pipe connection sizes indicate the spray capacity codes.
 *2) When with a strainer, add 2-5 g to the above mass.

[Note] Appearance and dimensions may differ slightly depending on materials and nozzle codes.



YYP series (Metal)

Spray capacity code	Pipe connection size						Spray angle (°)			Spray capacity (ℓ/min)					Mean droplet dia. (μm)	Free passage dia. (mm)	Strainer mesh size
	R1/8	R1/4	R3/8	R1/2	R3/4	R1	0.05 MPa	0.15 MPa	0.2 MPa	0.03 MPa	0.05 MPa	0.1 MPa	0.15 MPa	0.2 MPa			
03	●						—	100	107	—	—	0.25	0.30	0.35	190	0.6	100
04	●						—	120	126	—	—	0.33	0.40	0.46			
05	●						—	130	136	—	—	0.41	0.50	0.58			
07	○						—	130	136	—	—	0.57	0.70	0.81	280	1.0	50
10	○						103	130	135	—	0.58	0.82	1.00	1.15			
13	○						108	130	135	—	0.75	1.06	1.30	1.50			
16	○						110	130	134	—	0.92	1.31	1.60	1.85	470	1.5	—
20	○						116	135	139	0.89	1.15	1.63	2.00	2.31			
25	○						117	135	139	1.12	1.44	2.04	2.50	2.89			
30	○						118	135	139	1.34	1.73	2.45	3.00	3.46	2.0	1.7	—
40	○						119	135	139	1.79	2.31	3.27	4.00	4.62			
50	○						120	135	138	2.24	2.89	4.08	5.00	5.77			
60	○						121	135	138	2.68	3.46	4.90	6.00	6.93	2.4	2.6	—

●: Available with/without strainer ○: Available without strainer

Wide-angle Flat Spray Nozzles YYP series

Flat Spray

YYP series (Metal)

Spray capacity code	Pipe connection size						Spray angle (°)			Spray capacity (ℓ/min)					Mean droplet dia. (μm)	Free passage dia. (mm)	Strainer mesh size
	R1/8	R1/4	R3/8	R1/2	R3/4	R1	0.05 MPa	0.15 MPa	0.2 MPa	0.03 MPa	0.05 MPa	0.1 MPa	0.15 MPa	0.2 MPa			
70		○					125	140	144	3.13	4.04	5.72	7.00	8.08	480	3.1	—
100		○					128	140	143	4.47	5.77	8.16	10.0	11.5	∫	3.6	—
140		○					130	140	143	6.26	8.08	11.4	14.0	16.2	610	4.3	—
180			○				131	140	142	8.05	10.4	14.7	18.0	20.8	∫	4.8	—
230			○				133	140	142	10.3	13.3	18.8	23.0	26.6	650	5.3	—
320				○			134	140	142	14.3	18.5	26.1	32.0	37.0	∫	6.4	—
450				○			135	140	142	20.1	26.0	36.7	45.0	52.0	850	7.6	—
620				○	○		135	140	142	27.7	35.8	50.6	62.0	71.6	∫	9.0	—
1000				○	○		135	140	141	44.7	57.7	81.6	100	115	1,150	11.4	—
1500						○	136	140	140	67.1	86.6	122	150	173	1,100	14.5	—
2500						○	136	140	140	112	155	204	250	289	1,550	18.5	—

○: Available without strainer

YYP-PVC series (Injection molded)

Spray capacity code	Spray angle (°)			Spray capacity (ℓ/min)					Mean droplet diameter (μm)	Free passage diameter (mm)
	0.05 MPa	0.15 MPa	0.2 MPa	0.03 MPa	0.05 MPa	0.1 MPa	0.15 MPa	0.2 MPa		
03	—	115	122	—	—	0.25	0.30	0.35	190	0.6
04	—	120	126	—	—	0.33	0.40	0.46		0.7
05	—	130	136	—	—	0.41	0.50	0.58		0.8
07	—	130	136	—	—	0.57	0.70	0.81	∫	1.0
10	103	130	135	—	0.58	0.82	1.00	1.15		1.1
13	108	130	135	—	0.75	1.06	1.30	1.50		1.3
16	110	130	134	—	0.92	1.31	1.60	1.85	280	1.5
20	116	135	139	0.89	1.15	1.63	2.00	2.31		1.7
25	117	135	139	1.12	1.44	2.04	2.50	2.89	∫	1.8
30	118	135	139	1.34	1.73	2.45	3.00	3.46	380	2.0

[Note] No strainers for injection-molded YYP-PVC series.

How to order

Please inquire or order for a specific nozzle using this coding system.

〈Example〉 1/8M YYP 03 S303 W

1/8M	YYP	03	S303	W
Pipe conn. size^{*3}	Spray capacity code	Material	Strainer	
1/8M	03	S303	W (with strainer)	
∫	∫	B	(Blank denotes "without strainer")	
1M	2500	PVC ^{*4}		

*3) "M" indicates male thread ("R" of the ISO standard) and "F" indicates female thread ("Rc" of the ISO standard), e.g. 1/8M = R1/8.

*4) Injection-molded PVC.